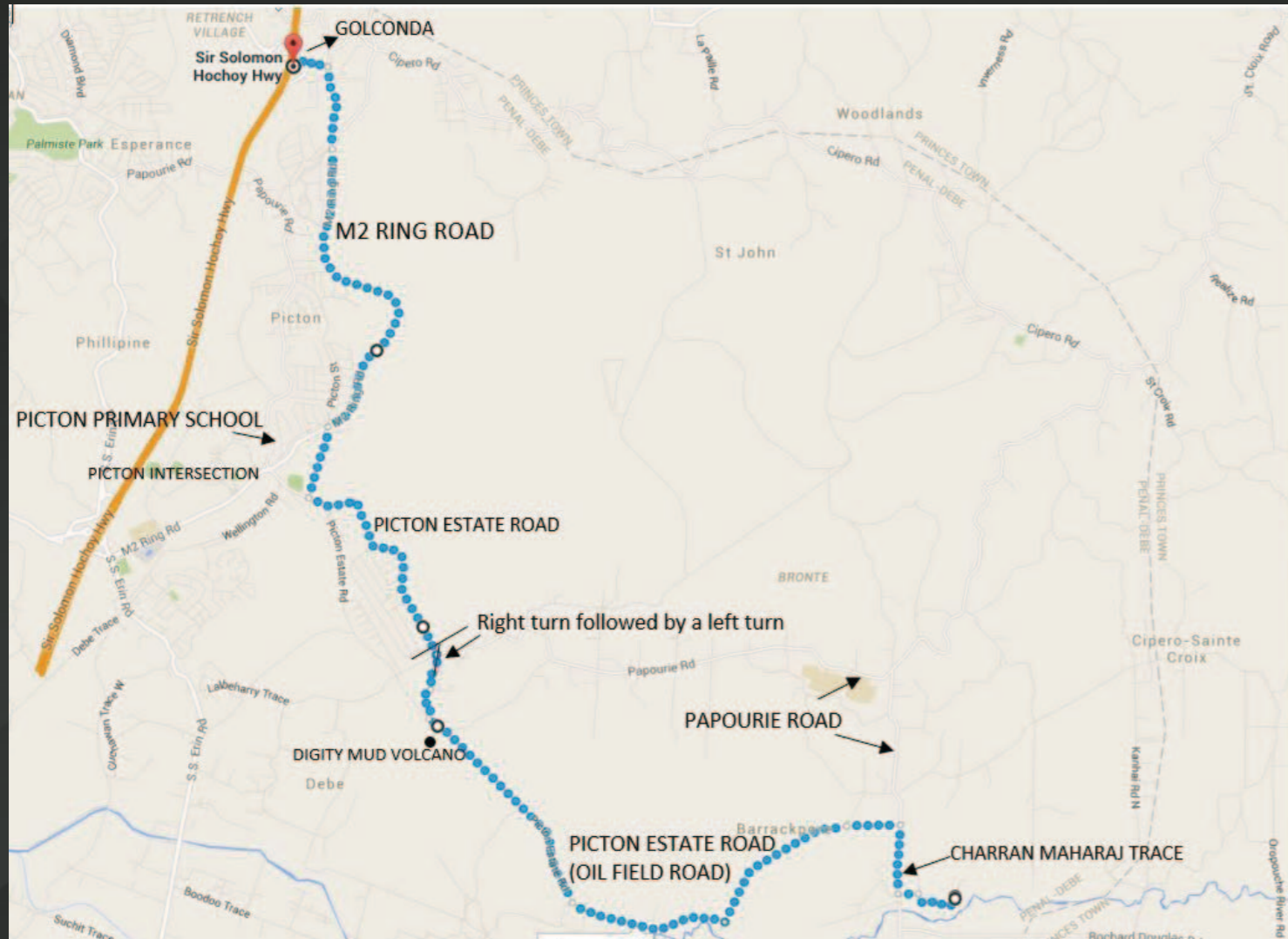


PROFILBAU

"Create And Transform Your Vision"



Contact: +1(868)-6541057
Address: 34 CHARRAN MAHARAJ TRACE, BARRACKPORE, TRINIDAD
Website: www.profilbaultd.com



Introductory letter

Profilbau Trading Limited
34 Charran Maharaj Trace, Barrackpore, Trinidad

Dear Sir/Madam,

We would like to take this opportunity to introduce ourselves and our new line of products at Profilbau Trading Limited. We have been involved in the local construction industry for several decades and have worked on private homes as well as larger projects such as, Villas in the Greens and Stone Haven Villas in Tobago, just to name a few.


Due to the fact that we live on an island, we have come to understand that the salinity content in the atmosphere augments rapid corrosion of some materials that has a low zinc coating. And so, there is need for improved quality products in the local market. From our experience, having recognised that there are many substandard materials in the ceiling and framing market, we have been inspired to develop and introduce to the market a line of products branded under the name of "Profilbau" or "Builder's profile", which incorporates German standard specifications as production guidelines.

We at Profilbau have observed that there is a high percentage of wastage because of standardized product lengths. Presently, taking into consideration, the need for sustainable and efficient use of resources, we take allocative responsibility to reduce the wastage and therefore, Profilbau will be producing our range of products in customize lengths. As such, we will produce appropriate quantities of the individual products required. In doing this, wastage is expected to be reduced by 10%-15%.

Attached is the list of our products and the proposed prices. All prices will be valid for a six month period and will be subjected to bulk rebates. We restock every six month and so prices will be reviewed and be adjusted accordingly, however, we anticipate that adjustments will not exceed 10%-15% above or below the current prices.

We are confident that Profilbau possesses the capabilities to contribute to increasing your market share and to supplying you with high quality products. As a renowned and valuable supplier with an impressive and well-established reputation in the market, we are open for discussions. We will be providing you with samples of our products and look forward to discussing and answering your questions personally. We anticipate a prompt response from you.

Yours faithfully,
Eric Mohammed



Bending Solutions

"REDUCE YOUR CONSTRUCTION COST"


Why go through the hassle of transporting the steel, then cutting and bending it? We have the solution for you. That's right you can get your ready bends at a minimum cost, no hassle at all. We stock and delivery to any location.

CNC TECHNOLOGY




Wall & Ceiling Framing

"Exterior 80g Zinc coating, Interior 60g Zinc coating"
- Profilbau Standard



■ Stud



■ Track




■ Wall Angle



■ Carrier Channel




■ Furring Channel



■ Double Durring



■ J trim



■ C Channel




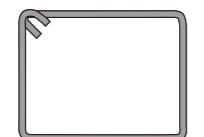

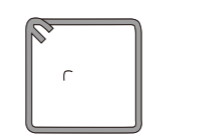
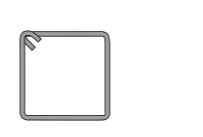



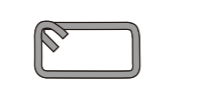




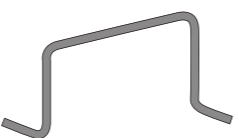

■ Mental Corner Bead




PROFILBAU



PROFILBAU

 12" --48" LINK	 8" --36" LINK	 12" --36" LINK	 6" --24" LINK	 2" -- 6" LINK
 8"x 30" LINK	 8"x40" LINK	 8"x 24" LINK	 4"x 6" LINK	 3"x 6" LINK
 ROOF HOOK	 DARG MATT	 STARTER BAR	 CHAIR	 MS-6-40mm-HT 10-40mm


» Ceiling Finishes



Gold Bond® High Strength LITE®


Gold Bond® BRAND High Strength LITE® is a specialty gypsum board that is formulated to be 25% lighter than original 1/2" High Strength Gypsum Board. The result is a superior board that is lighter in weight, sag resistant and easier to handle.

SPECIFICATIONS: 1/2"




PermaBase® Cement Board

PermaBase® BRAND Cement Board is a rigid substrate made of Portland cement, aggregate and glass mesh that provides an exceptionally hard, durable surface that is able to withstand prolonged exposure to moisture.



Plastic Comp Vinyl Arch Corner Bead 1 1/4"

Drywall corner bead, 1-1/4" x 1-1/4" (32 x 32 mm) flange - one flange slotted



Plastic Comp Fillable 1/2" J-Beard



Gold Bond® XP® Gypsum Board


Gold XP Gypsum Board panels consist of a specially treated, fire-resistant, gypsum core encased in a heavy mold/mildew/moisture resistant, 100% recycled

SPECIFICATIONS: 1/2" moisture resistant



ProForm® All Purpose Joint Compound

ProForm® BRAND All Purpose Joint Compound is a vinyl base ready mix joint compound for the professional. bucket-61.7lbs box-50lbs



Marinoware Metal 1 1/4" CORNER BEAD



Warner 12" Stainless Steel, Spot-Welded Mud Pan




PermaBase® High Flex Board

Gold Bond® BRAND High Flex® Gypsum Board panels consist of a fire-resistant gypsum core encased in heavy natural-finish paper on the face side and strong liner paper on the back side. The face paper is folded around the long edges to reinforce and protect the core, and the ends are square-cut and finished smooth.



Easy Finish® All Purpose Ready Mix Joint Compound

Easy Finish® Joint Compound is a vinyl base ready mix joint compound bucket- 58lbs



Plastic Comp 1 1/4" x 1 1/4" Drywall corner bead, 1-1/4" x 1-1/4" (32 x 32 mm) flange



Warner 6" Taping Knife with Soft Grip Handle

Electric Bill Buster

-- Gas Water Heater & Stove

"ENJOY THE LIFE & SAVE ENVIRONMENT"



JSQ16-8M50/JSG23-12KM

Feature:-LPG Gas Water Heater
-20 pound cylinder or 100 pound cylinder

- Oxygen-free copper heat exchan-Temperature setting in thr range 35° C to 65° C
- Low start up water pressure
- heat efficiency up to 90%
- LCD display
- Multiple safety protections
- Automatic error detection
- Segmental combustion by intellcontrol



JSG23-12KL/JSG23-12KM

Feature:-LPG Gas Water Heater
-20 pound cylinder or 100 pound cylinder

- Oxygen-free copper heat exchan-Temperature setting in thr range 35° C to 65° C
- Low start up water pressure
- heat efficiency up to 90%
- LCD display
- Multiple safety protections
- Automatic error detection
- Segmental combustion by intellcontrol



D9-G02X

- Feature:
- LPG Stove
 - 20 pound cylinder or 100 pound cylinder
 - Table top style
 - Burner Power:4.0KW
 - Two burner



B8-L318XW

- Feature:
- LPG Stove
 - 20 pound cylinder or 100 pound cylinder
 - Built-in style
 - Burner Power:4.0KW
 - Two burner
 - Panel material:Tempered Glass
 - Burner material:Cast Iron
 - Two burner

UPVC Window

Enlarge Your Vision

Superior material, top grade window, outstanding air tightness and safety, excellent drainage and anti corrosion quality



Arch style



Casement Window

- Material :UPVC Profile
- Tempered Glass
- Mosquito Net
- Size: 3x4 feet
- 4x4 feet
- 6x4 feet



Sliding Window

- Material :UPVC Profile
- Tempered Glass
- Mosquito Net
- Size: 3x4 feet
- 4x4 feet
- 6x4 feet



Contracted Fashion

HIGH EFFICIENCY AND ENERGY SAVING LOW

LED LIGHTING

Dimmable/Low Energy Consumption



PADL-S150X600

-20W
Size:150x600mm



PADL-S300X600

-30W
Size:300x600mm



PADL-S150X1200

-40W
Size:150x1200mm



PADL-S300X1200

-40W
Size:300x1200mm



PGRID-S600

-40W
Size: 600x600mm



DL-S108F

-8W
Size:108x108mm



DL-S108Fx2

-15W
Size: 206x108mm



PDL-R117 IP44

(Bathroom)-8W
Size: Φ 117mm



PON50-8WR1

-8W
Size: Φ 90mm



PON50-8WS1

-18W
Size:90x90mm



Faucets

Solid Brass, Chrome Plated



JA-18001
basin mixer

JA-30108
basin mixer

JA-1802
basin mixer

JA-30101
basin mixer

JA-30103
kitchen mixer



JA-30503
kitchen mixer

JA-31503
kitchen mixer

JA-3301
basin mixer

JA-32113
basin mixer

JA-30104
bathtub mixer



JA-81
concealed mixer

JA-83
concealed mixer

JA-82
concealed mixer

JA-18004
shower set

PROFILBAU

PROFILBAU

Water Hose

The EXPANDABLE HOSE is a revolutionary hose that automatically expands up to 3 times its original length when the water is turned on and automatically contracts back to its original length when the water is turned off. The EXPANDABLE HOSE is extremely light weight and will eliminate the drudgery of using heavy bulky conventional hoses.



PERFECT DESIGN
Bring Convenience To Your Life



-Original Length: 50ft (Length could customized)
-After Length: 150ft
-Water pressure:3-4 bar
-Material Exterior: polyester, Inner: double layer TPS, Connector: brass. Spray gun: ABS.



-Original Length: 50ft (Length could customized)
-After Length: 150ft
-Water pressure:3-4 bar
-Material Exterior: polyester, Inner: double layer TPS, Connector: brass. Spray gun: ABS.



-Original Length: 50ft (Length could customized)
-After Length: 150ft
-Water pressure:3-4 bar
-Material Exterior: polyester, Inner: double layer TPS, Connector: brass. Spray gun: ABS.